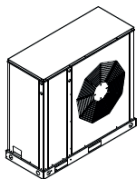




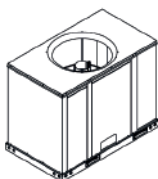
# UNIDAD EXTERIOR CONDENSADORA CONDENSACIÓN POR AIRE SERIE ESCO - N




DESCARGA HORIZONTAL  
36-60 KBTU




DESCARGA VERTICAL  
36 - 60 KBTU



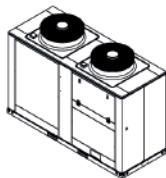
DESCARGA VERTICAL  
90 - 150 KBTU



DESCARGA HORIZONTAL  
180 KBTU



DESCARGA HORIZONTAL  
240 KBTU



DESCARGA HORIZONTAL  
300 - 360 KBTU

La condensadora serie ESCO / CAV cuenta con capacidades de hasta 30 TR para trabajar en conjunto con unidades interiores de igual capacidad ofreciendo adaptabilidad y flexibilidad perfecta para cada proyecto.

Las condensadoras ESCO pueden operar con manejadoras de serie UMAX y/o UTAX tanto las unidades de uno o más circuitos de refrigeración independiente.



# UNIDAD EXTERIOR CONDENSADORA CONDENSACIÓN POR AIRE SERIE ESCO - N



## ESPECIFICACIONES DE DESEMPEÑO

| MODELO        | Suministro de energía<br>V-Ph-Hz | Capacidad de enfriamiento |      | Consumo de energía |   | Circuitos de Refrigeración<br>Cant. | Refrigerante<br>Tipo | Dimensiones Netas |                   |                  |
|---------------|----------------------------------|---------------------------|------|--------------------|---|-------------------------------------|----------------------|-------------------|-------------------|------------------|
|               |                                  | Btu/h                     | T.R  | Amp                |   |                                     |                      | Largo<br>pulgadas | Ancho<br>pulgadas | Alto<br>pulgadas |
| ESCOV36R1-BN  | 220-1-60                         | 36.000                    | 3    | 17                 | 1 | R410a                               | 30"1/8               | 30"1/8            | 35"3/4            |                  |
| ESCOH36R1-BN  | 220-1-60                         | 36.000                    | 3    | 17                 | 1 | R410a                               | 42"5/8               | 16"7/8            | 40"1/16           |                  |
| ESCOV60R1-BN  | 220-1-60                         | 60.000                    | 5    | 28                 | 1 | R410a                               | 30"1/8               | 30"1/8            | 35"3/4            |                  |
| ESCOH60R1-BN  | 220-1-60                         | 60.000                    | 5    | 28                 | 1 | R410a                               | 30"1/8               | 30"1/8            | 35"3/4            |                  |
| ESCOV36R1-CN  | 220-3-60                         | 36.000                    | 3    | 11                 | 1 | R410a                               | 30"1/8               | 30"1/8            | 35"3/4            |                  |
| ESCOV60R1-CN  | 220-3-60                         | 60.000                    | 5    | 20                 | 1 | R410a                               | 30"1/8               | 30"1/8            | 35"3/4            |                  |
| ESCOV90R1-CN  | 220-3-60                         | 90.000                    | 7,5  | 31                 | 1 | R410a                               | 60"1/2               | 34"3/16           | 46"21/32          |                  |
| ESCOV120R1-CN | 220-3-60                         | 120.000                   | 10   | 36                 | 1 | R410a                               | 60"1/2               | 34"3/16           | 46"21/32          |                  |
| ESCOV150R1-CN | 220-3-60                         | 150.000                   | 12,5 | 59                 | 1 | R410a                               | 60"1/3               | 34"3/17           | 46"21/33          |                  |
| ESCOV180R1-CN | 220-3-60                         | 180.000                   | 15   | 80                 | 1 | R410a                               | 67"1/2               | 41"1/2            | 62"               |                  |
| ESCOV120R2-CN | 220-3-60                         | 120.000                   | 10   | 40                 | 2 | R410a                               | 60"1/2               | 34"3/16           | 46"21/32          |                  |
| ESCOV180R2-CN | 220-3-60                         | 180.000                   | 15   | 57                 | 2 | R410a                               | 67"1/2               | 41"1/2            | 62"               |                  |
| ESCOV240R2-CN | 220-3-60                         | 240.000                   | 20   | 74                 | 2 | R410a                               | 107"1/2              | 42"15/16          | 74"5/32           |                  |
| ESCOV300R2-CN | 220-3-60                         | 300.000                   | 25   | 116                | 2 | R410a                               | 107"1/2              | 42"15/16          | 75"7/16           |                  |
| ESCOV360R2-CN | 220-3-60                         | 360.000                   | 30   | 125                | 2 | R410a                               | 107"1/2              | 42"15/16          | 76"5/8            |                  |
| ESCOV60R1-DN  | 440-3-60                         | 60.000                    | 5    | 11                 | 1 | R410a                               | 30"1/8               | 30"1/8            | 35"3/4            |                  |
| ESCOV90R1-DN  | 440-3-60                         | 90.000                    | 7,5  | 16                 | 1 | R410a                               | 60"1/2               | 34"3/16           | 46"21/32          |                  |
| ESCOV120R1-DN | 440-3-60                         | 120.000                   | 10   | 19                 | 1 | R410a                               | 60"1/2               | 34"3/16           | 46"21/32          |                  |
| ESCOV150R1-DN | 440-3-60                         | 150.000                   | 12,5 | 23                 | 1 | R410a                               | 60"1/3               | 34"3/17           | 46"21/33          |                  |
| ESCOV180R1-DN | 440-3-60                         | 180.000                   | 15,0 | 38                 | 1 | R410a                               | 67"1/2               | 41"1/2            | 62"               |                  |
| ESCOV120R2-DN | 440-3-60                         | 120.000                   | 10   | 20                 | 2 | R410a                               | 60"1/2               | 34"3/16           | 46"21/32          |                  |
| ESCOV180R2-DN | 440-3-60                         | 180.000                   | 15   | 29                 | 2 | R410a                               | 67"1/2               | 41"1/2            | 62"               |                  |
| ESCOV240R2-DN | 440-3-60                         | 240.000                   | 20   | 42                 | 2 | R410a                               | 107"1/2              | 42"15/16          | 74"5/32           |                  |
| ESCOV300R2-DN | 440-3-60                         | 300.000                   | 25   | 58                 | 2 | R410a                               | 107"1/2              | 42"15/16          | 75"7/16           |                  |
| ESCOV360R2-DN | 440-3-60                         | 360.000                   | 30   | 63                 | 2 | R410a                               | 107"1/2              | 42"15/16          | 76"5/8            |                  |